


Year 2

Learning Activity Booklet

For Maths & English



ANSWERS

SECTION A

1 $2 + 8 = 10$

2 $10 - 5 = 5$

3 $7 + 1 = 8$

4 $6 - 4 = 2$

SECTION B

1 $10 - 2 = 8$

2 $7 - 5 = 2$

3 $8 = 5 + 3$

4 $4 + 2 = 6$

SECTION C

1 $9 = 5 + 2 + 2$

2 $3 + 2 + 3 = 8$

3 $1 + 1 + 2 = 4$

4 $3 + 6 + 1 = 10$

SECTION A

1 $70 - 30 = 40$

2 $20 + 60 = 80$

3 $100 - 40 = 60$

4 $0 + 70 = 70$

SECTION B

1 $0 = 90 - 90$

2 $60 + 40 = 100$

3 $20 + 30 = 50$

4 $40 - 10 = 30$

SECTION C

1 $60 + 10 + 20 = 90$

2 $40 + 10 + 20 = 70$

3 $22 + 8 + 17 = 47$

4 $15 + 30 + 25 = 70$

SECTION A

1 $1 + 3 = 4$

2 $4 + 6 = 10$

3 $21 + 5 = 26$

4 $7 + 42 = 49$

SECTION B

1 $24 + 7 = 31$

2 $8 + 58 = 66$

3 $82 = 76 + 6$

4 $35 + 9 = 44$

SECTION C

1 $101 = 98 + 3$

2 $32 + 7 + 3 = 42$

3 $6 + 5 + 12 = 23$

4 $91 + 4 + 8 = 103$

SECTION A

1 $14 + 43$

2 $41 + 36$

3 $43 + 44$

57

77

87

SECTION B

1 $42 + 19$

2 $38 + 81$

3 $62 + 53$

61

119

115

SECTION C

1 $77 + 94$

2 $62 + 79$

3 $86 + 35$

171

141

121

SECTION A

1 $86 - 24$	2 $99 - 74$	3 $46 - 21$
62	25	25

SECTION B

1 $62 - 33$	2 $74 - 57$	3 $84 - 69$
29	17	15

SECTION C

1 $84 - 17$	2 $81 - 26$	3 $91 - 16$
67	55	75

SECTION A

1 $5 + 4 = 9$	2 $8 - 3 = 5$
3 $45 - 2 = 43$	4 $46 + 10 = 56$

SECTION B

1 $31 - 8 = 23$	2 $32 = 28 + 4$
3 $56 + 27 = 83$	4 $116 - 34 = 82$

SECTION C

1 $88 = 24 + 64$	2 $523 - 5 = 518$
3 $57 + 35 = 92$	4 $94 = 131 - 37$

SECTION A

1 $10 \times 2 = 20$	2 $22 \div 2 = 11$
3 $7 = 14 \div 2$	4 $6 = 2 \times 3$

SECTION B

1 $24 \div 12 = 2$	2 $16 \div 8 = 2$
3 $2 \times 9 = 18$	4 $12 = 6 \times 2$

SECTION C

1 $30 = 2 \times 15$	2 $36 \div 2 = 18$
3 $74 \times 2 = 148$	4 $2 \times 1 \times 2 = 4$

SECTION A

1 $2 = 2 \times 1$	2 $18 \div 2 = 9$
3 $2 \times 5 = 10$	4 $3 = 6 \div 2$

SECTION B

1 $11 = 22 \div 2$	2 $2 \times 8 = 16$
3 $7 \times 2 = 14$	4 $12 \div 6 = 2$

SECTION C

1 $66 = 33 \times 2$	2 $44 = 88 \div 2$
3 $124 \div 2 = 62$	4 $2 \times 2 \times 2 = 8$

SECTION A

1 $6 \div 2 = 3$

2 $4 \times 2 = 8$

3 $10 \times 5 = 50$

4 $10 \div 5 = 2$

SECTION B

1 $20 \div 5 = 4$

2 $8 \times 2 = 16$

3 $10 \times 8 = 80$

4 $9 = 18 \div 2$

SECTION C

1 $950 \div 10 = 95$

2 $19 \times 2 = 38$

3 $5 \times 12 \times 2 = 120$

4 $240 = 12 \times 2 \times 10$

SECTION A

1 $\frac{1}{2}$ of 6 = 3

2 $\frac{2}{4}$ of 20 = 10

SECTION B

1 $\frac{1}{4}$ of 8 = 2

2 $\frac{1}{2}$ of 28 = 14

3 $\frac{1}{3}$ of 36 = 12

4 $\frac{1}{2}$ of 42 = 21

SECTION C

1 $\frac{1}{5}$ of 20 = 4

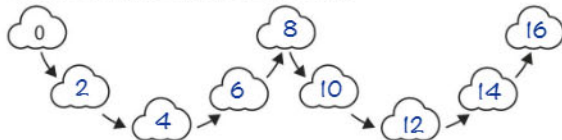
2 $\frac{1}{10}$ of 30 = 3

3 $\frac{3}{4}$ of 8 = 6

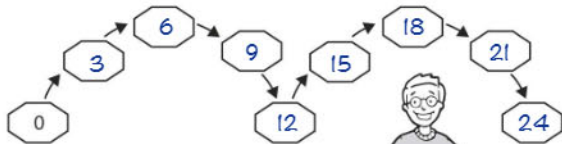
4 $\frac{2}{5}$ of 20 = 8

Count in steps of 2, 3 and 5 from zero, forward and backward

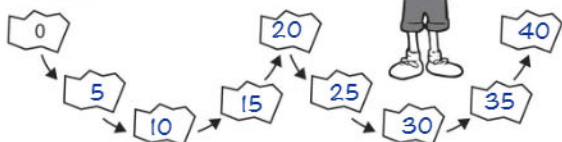
- 1 Count in twos. Write a number in each shape.



- 2 Now count in 3s.



- 3 Count in 5s.



- 4 Complete the sequences, by filling in the missing numbers.

- a 50 48 46 44 42 40
- b 27 24 21 18 15 12
- c 100 95 90 85 80 75

Solve problems with addition using pictorial representations, including those involving numbers, quantities and measures

- 1 How many toys are there? Write the calculation to find the answer.

EXAMPLE:



$4 + 5 = 9$

a



$3 + 6 = 9$

b



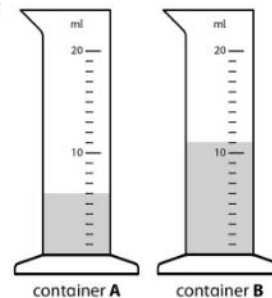
$8 + 4 = 12$

c



$3 + 3 + 5 = 11$

- 2



How much water is in container A and B altogether?



17 ml

Add a two-digit number and tens

- 1 How many pencils are there altogether? $10 + 17 = 27$



- 2 How many sweets are there in total? $30 + 21 = 51$



- 3 Solve the following.

a $23 + 30 = 53$ d $28 + 50 = 78$

b $40 + 52 = 92$ e $74 + 20 = 94$

c $60 + 38 = 98$ f $70 + 26 = 96$

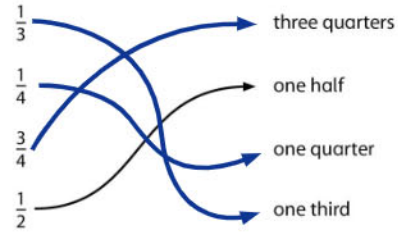
- 4 Try these harder ones.

a $80 + 34 = 114$ c $60 + 83 = 143$

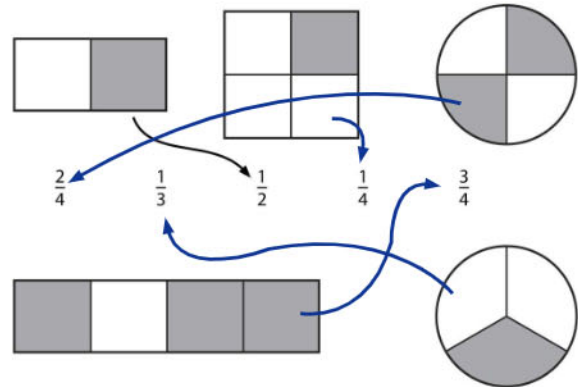
b $72 + 40 = 112$ d $50 + 96 = 146$

Recognise and name fractions

- 1 Match up the fractions. One is done for you.

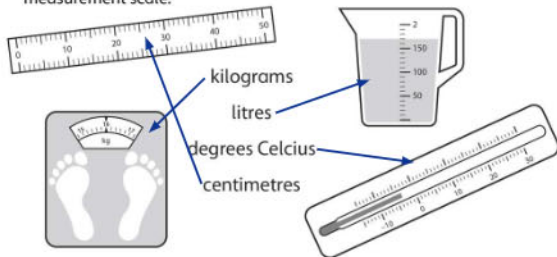


- 2 Now match the following. An example is shown.



Choose appropriate standard units to measure length/height, mass, temperature and capacity

- 1 Draw arrows to match the units of measurement to the correct measurement scale.



- 2 Put the correct measurements in each of the following. Choose from **cm** (centimetres), **m** (metres), **g** (grams), **kg** (kilograms), **ml** (millilitres), **l** (litres) or **°C** (degrees Celcius)

- a The temperature was 21°C .

- b The boy is 1 m tall.

- c There are 400 ml of water in the glass.

- d 2 kg of potatoes are on the scale.

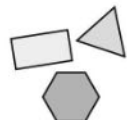
- e The book has a length of 28 cm .



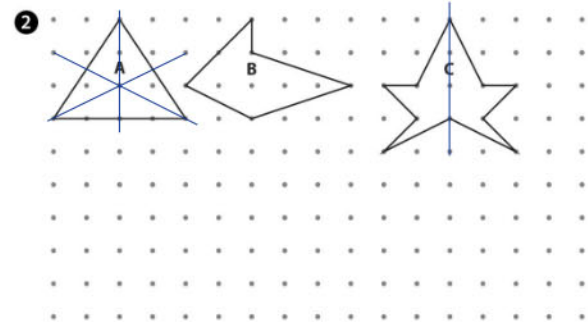
Draw lines and shapes using a straight edge

- 1 Using a ruler, draw the following shapes on the grid.

- a rectangle
b triangle
c hexagon



shapes
drawn
correctly

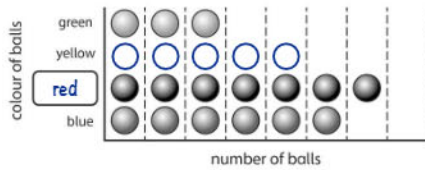


- a Draw a line of symmetry in the triangle.
b Draw a line of symmetry on shape B.
c Shape B is a pentagon. Use the dots to draw 2 different pentagons.

any 5 sided shapes drawn

Construct simple pictograms, tally charts, block diagrams and tables

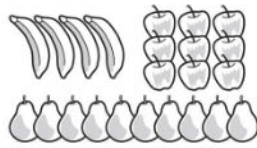
- 1 The pictogram shows the colour of the balls in the basket. There are some blue, red, yellow and green balls.



- a Fill in the missing box showing the colour of the balls.
b There were 5 yellow balls. Add this information to the pictogram.

- 2 Count the different fruit and complete the tally chart.

Fruit	Tally
apple	
banana	
pear	



- 3 Now, on a separate piece of paper, construct your own pictogram and tally chart to show the information below.

Colour of cars arriving on the carpark from 2pm to 3pm			
red	black	silver	white
5	4	3	2

correct tally chart and pictogram drawn

Further mastery – number and place value

- 1 Choose the smallest number and write it in words.

EXAMPLE: 82 36 → thirty-six

- a 58 92 → fifty eight
b 76 4 → four
c 107 84 → eighty four
d 103 130 → one hundred and three



- 2 For the following, write how many groups of 10 and how many ones there are.

EXAMPLE: 37 → 3 groups of ten and 7 ones

- a 94 → 9 groups of ten and 4 ones.
b 87 → 8 groups of ten and 7 ones.



- 3 What numbers are represented by the pictures?

- a 39
b 62
c 142



- 4 Write >, < or = to make each number sentence correct.

- a $3 + 6$ > $4 + 4$ d $20 - 4$ > $8 + 8$
b $8 + 7$ > $6 + 6$ e $27 - 12$ < $8 + 9$
c $20 + 3$ < $16 + 9$ f $34 - 14$ > $3 + 6 + 8$

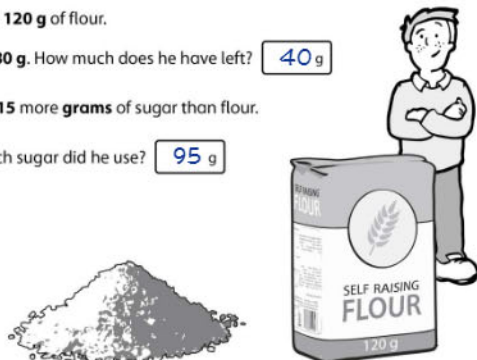
- 5 Write the number sentences to match the bar model.

21	43
----	----

$$\begin{aligned} 21 + 43 &= 64 \\ 43 + 21 &= 64 \\ 64 - 43 &= 21 \\ 64 - 21 &= 43 \end{aligned}$$

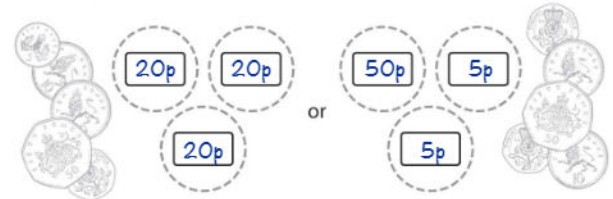
- 6 Dom has 120 g of flour.

- a He uses 80 g. How much does he have left? 40 g
b He used 15 more grams of sugar than flour.
How much sugar did he use? 95 g



Further mastery – measurement

- 1 Sophie has 3 coins, which total 60p. Write 2 different combinations of coins she could have.



- 2 Naeem had 50p. He bought a lollipop and got this change.



How much was the lollipop? 20 p

- 3



- a Max bought 2 items, which cost £9 altogether.


Which items did Max buy? shorts and tie

- b Mrs Smith bought one of each item.

How much change did she get from £20? £ 3

THE GREEN BLOBBY MONSTER

Here is a story with missing words. All of the words are being held up by the Green Blobby Monster. See if you can put the right words in the right places.



The Green Blobby Monster

Zuzu has lost something. It isn't her favourite, snuggly blanket. It isn't her cuddly teddy bear. And it isn't the comb she uses to do her squiggly hair. She's lost her Green Blobby Monster.

It's time for bed. But Zuzu can't sleep. She won't be happy until she's found her Green Blobby Monster.

She looks inside her toy box. He's not hiding among the cuddly elephants and giraffes.

Zuzu peers under the sofa. There's nothing there but a tiny wind-up robot, a chocolate biscuit, a book full of blobby things to colour in and some colouring pencils.

She opens the fridge and peers inside. There's orange juice and a cheese sandwich, but no Green Blobby Monster. The apple pie has been eaten.

She runs all over the house until she's out of breath. Now it's bed time. She looks under her bed. There is the Green Blobby Monster, fast asleep and making a snoring noise.

It goes: "ZU...ZU...ZU...ZU...ZU..."

A FABLE: THE MAN, THE BOY AND THE DONKEY

Read this fable (a story containing a lesson), then answer the questions.

The Man, the Boy, and the Donkey

A man and his son were taking their donkey to market. As they walked along by its side, a countryman passed and said, "You fools, what is a donkey for but to ride upon?" So the man put the boy on the donkey, and they went on their way.

Soon, they passed a group of men. One said, "See that lazy boy. He lets his father walk while he rides."



The man took his son off and climbed on himself. They hadn't gone far when they passed two women. One said to the other, "Shame on that lazy lout to let his poor son trudge along."

The man didn't know what to do, so he pulled his son up beside him on the donkey. When they reached the town, the people laughed and pointed at them. The man asked what they were laughing at.

The people said, "Aren't you ashamed of yourself for overloading that poor donkey of yours – you and your son?"

So they both got off and wondered what to do. They cut down a pole and tied the donkey's feet to it. Then they raised the pole and the donkey to their shoulders. They staggered along until they came to a bridge. The donkey, getting one of its feet loose, kicked out and caused the boy to drop his end of the pole. In the struggle the donkey fell over the bridge, and was drowned.

The old man and his son, feeling sad, made their way home, thinking: "When we try to please everybody, we please nobody."

Now check the fable again for the answers to these questions.

1 Who called the man and his son fools?

a countryman

2 Who was the first one to sit on the donkey?

the boy

3 What word did the group of men use to describe the boy?

lazy

4 Who did the man and his son see after the group of men?

two women

5 Where were they when people laughed and pointed at them?

in the town

6 What word tells you the man and his son found it hard to carry the donkey?

staggered

7 What happened to the donkey at the end?

It drowned.

8 What lesson did the man and his son learn?

When we try to please everybody, we please nobody.



THE EGG AND SPOON RACE – The Start

The teacher is trying to line up everybody for the egg and spoon race. But he's having trouble. Look at the order in which things happen.

The teacher, Mr Jackson, was about to blow his whistle to start the race. Then he saw that Eric had a real egg instead of a potato. Luckily, Mr Jackson had an extra potato handy and gave it to Eric. Everybody held up their spoons, ready to go. Then Bartek asked if he could go to the toilet. Mr Jackson nodded and looked at his watch. When Bartek returned, Samira asked if she could go as well. Mr Jackson sighed. Once everyone was lined up again, Mina dropped her potato. They all waited until she had picked it up. At last, Mr Jackson blew his whistle.



1 When Mr Jackson saw that Eric had an egg, what did he do?

He gave Eric a potato.

2 Once Eric was ready, what did everyone do?

Everybody held up their spoons ready to go.

3 What did Mr Jackson do when Bartek asked to go to the toilet?

He nodded and looked at his watch.

4 What happened after Bartek came back?

Samira asked if she could go to the toilet too.

5 What happened just before Mr Jackson blew his whistle?

Mina dropped her potato.

HOW IS ZOE TODAY?

You can often tell how people are feeling by the way they behave. How do you think this person feels?



Tick one box.

Zoe opened the door and blushed when she saw that the room was full of people she didn't know.

shy

☒

angry

☐

happy

☐

When Zoe saw the present at the foot of her bed, she jumped up and down.

sorry

☐

sad

☐

excited

☒

Zoe didn't get on with Harriet. So when Harriet asked her to play, her mouth fell open.

cross

☐

surprised

☒

upset

☐

When Zoe couldn't do her homework, she stamped her foot and snapped her pencil.

sad

☐

angry

☒

happy

☐

L. S. LOWRY

Read this information about the British painter, Laurence Stephen Lowry. To answer the questions that follow, you'll have to use the clues in the text.

Artist - L. S. Lowry

Laurence was born in 1887. As a child, he did not have many friends. His mother had dreamt of becoming a famous pianist, but her health was bad after he was born.



As a young boy, he lived on the edge of Manchester surrounded by trees. This became too expensive. The family had to move house. Then Laurence had to get used to seeing the smoke from factory chimneys rather than trees. Later, this was to become part of his art.

After leaving school, he studied art. He was interested in painting the landscape of factories, football crowds and working people that surrounded him. He is often described as painting 'matchstick men'.

His mother, who was ill for some time, died in 1939, before she could see how successful he had become.

He died in 1976. By then, he had done over 1000 paintings and 8000 drawings. Thirty-five years later, in 2011, one of his paintings sold for five million pounds.



1 Do you think Laurence had a happy childhood?

No.

2 Why do you think that?

He did not have many friends. / His mother's health was bad.

3 What words tell you that Laurence's mother was longing to be a great pianist?

dreamt of becoming a famous pianist

4 How do you know the family was not rich?

It became too expensive for the family to stay where they lived surrounded by trees. They had to move.

5 How did Laurence make use of the factories he saw around him?

He painted the factories and the people who worked in them.

6 Laurence's mother never saw what a famous artist he became. Why was that?

She died in 1939 (before Laurence was successful).

7 How do we know he spent a lot of time painting?

He did over 1000 paintings and 8000 drawings.

THE PENGUIN

Here is a page out of an information book about penguins. See how the picture of the penguin has labels to help you read the facts.

Black feathers seen from above and white feathers seen from below make it hard for predators to spot them while swimming.

Penguins' beaks have a little hook at the end to help them feed on fish. They are also able to drink salty seawater.

Penguins can't fly, but, instead of wings, they have flippers that help them swim.

They have a layer of fat, called blubber, under their skin to keep them warm in freezing temperatures.

The bodies of penguins are shaped to swim easily through the water. They can swim at 15 miles per hour.

They have fluffy feathers next to their skin, as well as an outer layer of feathers to keep in the heat.

Their feathers are oily so that they can stay waterproof while they are swimming.

The feet of penguins help them to grip the ice as well as helping them to steer when they are swimming.

They also huddle together to stay warm. As many as 5000 penguins will crowd close together when freezing winds are blowing.

- How fast can a penguin swim?
15mph
- Penguins are fast swimmers. Write down **two** things that help them.
The shape of their bodies helps them to swim easily through the water. Their oily feathers keep them waterproof in the sea.
- How is being black and white good for the penguin?
When they are in the water, their black and white feathers (above and below) make it hard for predators to spot them.
- What do penguins drink?
salty seawater
- Which part of the penguin's body helps it to steer while it is swimming?
feet
- Write down **three** things that help a penguin stay warm.
a layer of fat, called blubber, under their skin
fluffy feathers next to their skin (and another outer layer of feathers)
huddling together when freezing winds are blowing

PICTURE THIS

Look at this picture. Below, parts of the picture are compared to other things. Tick the sentence that you think is right, then say **why** you chose that one.



- Does the moon look like a... smile ☒ or a... balloon? ☐
Why did you tick that one?

- Do the fireworks look like a... fountain ☒ or... flowers? ☐
Why did you tick that one?

- Do the bats look like... black hats ☐ or... black umbrellas? ☒
Why did you tick that one?
They are not a shape you could wear. / They are spiky.

1. Meet the Firestones



This is Axel.
This is his baby sister, Tuft.
This is his dad, Ash.
This is his mum, Flame.
Meet the Firestone family.

Using full stops and capital letters

Write out the sentences below using capital letters and full stops. (Remember: names need capital letters.)

- axel firestone is a caveboy
Axel Firestone is a caveboy.
- axel has a baby sister called tuft
Axel has a baby sister called Tuft.
- his mum and dad are called flame and ash
His mum and dad are called Flame and Ash.
- they all live together in a cave
They all live together in a cave.

Look at the picture and write a sentence of your own.

appropriate sentence written with capital letters and a full stop



Write more sentences about the Firestone family.

Using an apostrophe for contraction

Use the contractions in the rocks to complete the sentences.



Dusk told Axel what she was going to do.


- (It is) *It's* too far to walk back with these heavy baskets.
- (I have) *I've* got a plan.
- (I am) *I'm* going back to get help.
- We (cannot) *can't* both go back.
- So (you are) *you're* going to stay here.
- (Do not) *Don't* move from this spot.

Dusk left Axel to guard the baskets of fruit and vegetables.



Write the contractions in the story in full.

2. Meet the Moonlights



This is Dusk Moonlight.

She lives with her mum and dad.

Her mum is called Luna Moonlight and her dad is called Sol Moonlight.

They live next to the Firestones.

They live at 2, Cave Street, Blackrock, Dinoland.

Using capital letters for names of people and places

Write out the sentences below using capital letters for names. All the nouns that need capital letters have been written in bold to help you. (Don't forget the full stops!)

- dusk moonlight** lives at 2, **cave street**
Dusk Moonlight lives at 2, Cave Street.
- her friend, **axel firestone**, lives next door
Her friend, Axel Firestone, lives next door.
- axel** lives at 1, **cave street**
Axel lives at 1, Cave Street.
- they live in the town of **blackrock**
They live in the town of Blackrock.
- they live in the country of **dinoland**
They live in the country of Dinoland.

Write Axel's address on the envelope.

Name *Axel Firestone*

Street *1, Cave Street*

Town *Blackrock*

Country *Dinoland*

Write your name and address.


Writing commands

To write **commands** you need to put the **verb** (the doing or action word) at the beginning of the sentence.

Write the sentences as commands. The first one has been started for you.

- You will stop shouting, Axel. *Stop shouting, Axel.*
 - You will be brave. *Be brave.*
 - You will jump on Seff's back. *Jump on Seff's back.*
- Axel jumped on the dinosaur's back. The sabre-tooth tiger growled at them. Dusk pointed her spear at the tiger.
- You will get away from us. *Get away from us.*
 - You will gallop off, Seff. *Gallop off, Seff.*
 - You will hold on tight, Axel. *Hold on tight, Axel.*

Seff galloped off and soon they were safely back home. Dusk had saved him.



Write some more commands that Dusk might say.

3. Hungry Axel



Axel was hungry. There was nothing to eat.
 Dad hadn't gone hunting for over a week.
 Dad was too busy making a new firestone.
 Axel took his bow and arrow off the wall.
 "If Dad won't go hunting, I'll go on my own," said Axel.
 Outside the cave he met Dusk, the girl from the cave next door.
 "Where are you going?" asked Dusk.
 "Hunting," said Axel.
 "Should I come with you?" asked Dusk.

Using question marks with questions

Put question marks at the end of the questions.



What are the six question words that Dusk uses?

what where when who why how

Write some questions you would want to ask Axel.

Using the prefix 'un'

Use the words in the box to complete the sentences below.
 Remember to add the prefix 'un' to change the meaning.

wise safe friendly sure lucky healthy

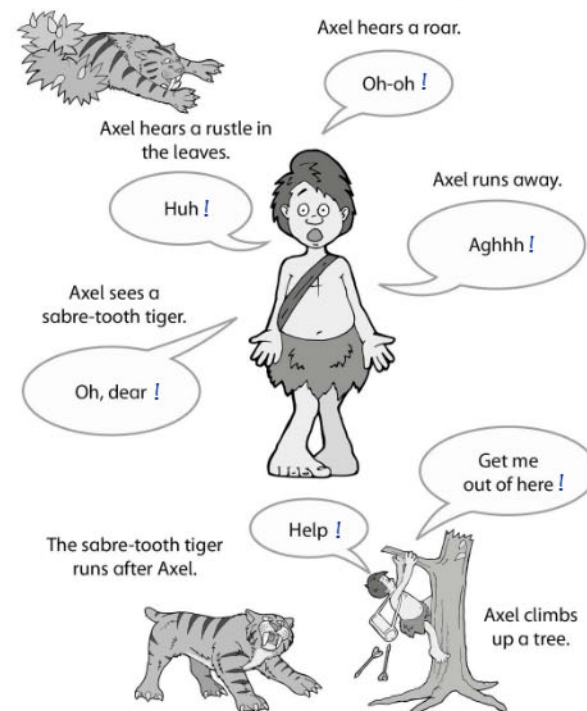
- 1 Axel was unsure what to do.
- 2 Was it unwise to go in the cave?
- 3 He knew it was unhealthy to stay in the rain.
- 4 But was the cave an unsafe place to shelter?
- 5 Were there any unfriendly creatures in the cave?
- 6 Was he going to be lucky or unlucky?



Find the words with the prefix 'un' in the story and write your own sentences using them.

Using exclamation marks

Put exclamation marks after the words Axel speaks.



Write some exclamations of your own that Axel might say.

Put the words in sets.

giraffe ace huge jewel centre nice
fudge rage charge edge jingle city
budge circle pace magic join engine

I'm collecting
ge words.

huge

rage

charge

I'm collecting
dge words.

fudge

edge

budge

I'm collecting
gi words.

giraffe

engine

magic

I'm collecting
j words.

jewel

jingle

join

I'm collecting
c words.

nice

city

circle

I'm collecting
ce words.

ace

centre

pace

Complete the sentences using the words below.

change pence cage once jog angel

That will cost twenty
pence please.The mice are in their
cageDo you have any
change?I'm an angel in the
Christmas nativity.

Once upon a time.

I'm going for a jog
around the playground.The children say the words backwards.
Write the words the correct way around.

wonk

know

elbaf

fable

parw

wrap

wang

gnaw

latem

metal

tink

knit

elddum

muddle

etirw

write

emong

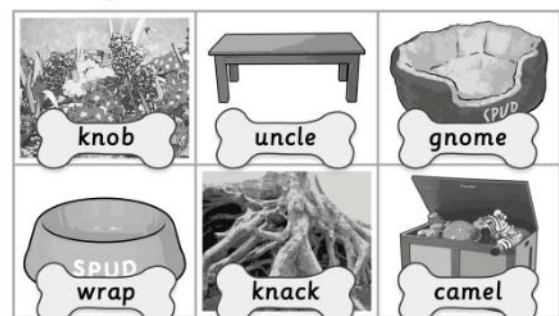

gnome

latot

total


Spud, the dog, has hidden his bones in different places.
Can you remember where he put them?

Look at the picture.

camel gnome knob wrap knack uncle
Cover it up. Write the words in the correct bone below.

Words spelt correctly

The children have all done a spelling test.
They have each made one mistake.
Can you spot the mistake and correct it?

Name **Bean**

knock
nash x
write
table
metal
travel
gnash

Name **Petal**

knew
gnat
wrapper
puzzle
animal
camle x
camel

Name **Buddy**

knee
gnome
wrist
muddle
total
label x
label

Name **Blossom**

knight
gnaw
rote x
bottle
animal
tunnel
wrote

Name **Sprout**

knot
gnash
wrap
middel x
capital
label
middle

Name **Twiggy**

knob
gnat
wrist
simple
muscle x
camel
muscle



Put the words in sets.

pupil dries parties hurried reply hurry
marrying great carried gerbil copying every
berries even replying stencil worried shy

I'm collecting
il words.

pupil

gerbil

stencil

I'm collecting
y words.

reply

hurry

shy / every

I'm collecting
ies words.

dries

parties

berries

I'm collecting
ied words.

hurried

carried

worried

I'm collecting
ing words.

marrying

copying

replying

I'm collecting
common exception
words.

even

great

every / shy

The letters are muddled up. Put them in the right order to spell words.



ed words

depprod **dropped** nedring **grinned**

ing words

gegginb **begging** ginghug **hugging**

all words

lastl **stall** slalm **small**

alk words

halck **chalk** kalts **stalk**

o words

thomn **month** thonnig **nothing**common
exception wordssargs **grass** rafeth **father**

Complete the words below.

Add **eyes** to complete
these words.monk...**eyes**...donk...**eyes**...chimn...**eyes**...Add an **a** to
complete these words.w...**a**ntw...**a**ndw...**a**...tchAdd an **s** to complete
these words.u...**s**...eu...**s**...ualtelevi...**s**...ionAdd **tion** to complete
these words.fic...**tion**...addi...**tion**...subract...**tion**...Add **or** to complete
these words.w...**or**...dw...**or**...kw...**or**...st

The letters are muddled up. Put them in the right order to spell words.



ey words

nemkoy monkey denkyo donkey



qua words

shuaqs squash tinqauty quantity



ar words

wadra award dowarts towards



or words

strow worst korw work



tion words

nitopo option tistona station



common
exception words

resu sure doluc could

One word needs a plural and one the possessive singular.



Should it be **girls** or **girl's**?

Here are the girls.

This is the girl's bag.



Should it be **teachers** or **teacher's**?

The teacher's car is in the car park

The teachers are in the staffroom.



Should it be **mums** or **mum's**?

The mums are waiting by the gate.

My mum's car is red.



Should it be **boys** or **boy's**?

The boy's ball is on the roof.

The boys wanted to play football.



Should it be **dads** or **dad's**?

That's my dad's phone.

The dads are chatting in the playground.